

立式变频水泵 Utility ECOWater Pump

适用于花园池塘的过滤系统，以及室内外水池抽水、循环过滤、喷泉。

Suitable for filtering system of garden pond, and indoor or outdoor's pumping, filtering and fountain.



特点:

1. 自动调速自适应变频技术，高效节能
2. 6极三相异步感应电动机驱动平衡
3. 多磁极转子流泵式，噪音低
4. 浮球式水位开关，水位控制精准可靠
5. 电机全密封，无刷光污染
6. 采用耐磨陶瓷轴及轴承，耐腐蚀、寿命长


FEATURE:

1. With automatic speed control adaptive DC frequency conversion technology, with high efficiency and energy saving.
2. Six pole three-phase motor drive, with strong starting force, working steady.
3. Used multipole permanent magnet rotor, with large flow and low noise.
4. With float type water level switch, easy to control the water level.
5. Motor entire seal, no copper element exposed.
6. With the wear-resisting ceramic shaft and bearings, corrdn to resistance and long life.



说明：水位开关可根据客户需求选配。

NOTE: The water level switch may be alternative according to the customer demand.



型号MODEL	电压VOLT	频率FREQ	功率POWER	流量QMAX	扬程HMAX	出水口OUTLET	外形尺寸SIZE
SBE-3500	AC230/115V	50/60Hz	25W	3500L/h	3.0m	1.5inch	246x158X274mm ECO
SBE-5000	AC230/115V	50/60Hz	40W	5000L/h	3.5m	1.5inch	246x158X274mm ECO
SBE-6500	AC230/115V	50/60Hz	50W	6500L/h	4.0m	1.5inch	246x158X274mm ECO
SBE-8000	AC230/115V	50/60Hz	70W	8000L/h	4.5m	1.5inch	246x158X274mm ECO
SBE-10000	AC230/115V	50/60Hz	85W	10000L/h	5.0m	1.5inch	246x158X274mm ECO
SBE-13000	AC230/115V	50/60Hz	110W	13000L/h	5.5m	1.5inch	246x158X274mm ECO
SBE-15000	AC230/115V	50/60Hz	135W	15000L/h	6.0m	1.5inch	246x158X274mm ECO
SBE-18000	AC230/115V	50/60Hz	170W	18000L/h	6.5m	1.5inch	246x158X274mm ECO
SBE-20000	AC230/115V	50/60Hz	200W	20000L/h	7.0m	1.5inch	246x158X274mm ECO

园艺泵 Pond Pump

适用于花园池的过滤系统, 以及室内外水池抽水、喷淋、过滤、喷泉。

Suitable for filtering system of garden pond, and indoor or outdoor's pumping, filtering and fountain.



CE 专利产品, 仿冒必究!
PATENTED

特点:


1. 采用国际领先直流变频技术, 高效节能。
2. 运行噪声极低。
3. 防水、防尘的构造。
4. 寿命长。
5. 整机全密封, 无铜元素析出。
6. 采用耐腐蚀合金材质, 耐腐蚀, 寿命长。

FEATURE:

1. High performance and energy saving by the automatic speed adaptive DC frequency conversion technology.
2. Extremely quiet in operation.
3. Suitable for fresh and marine water.
4. Suitable for seawater and land use.
5. Motor epoxy-sealed and no copper element exposed.
6. Corrosion shaft and sleeve, corrosion prevention and long life.



说明: 喷泉配件为另购件, 有多种款式供选择。
NOTE: The fountain kits need to be ordered separately. Various style available.



型号MODEL	电压VOLT	频率FREQ	功率POWER	流量OMAX	扬程HMAX	出水口OUTLET	外观尺寸SIZE
XL-5000	AC230/115V	50/60Hz	40W	5000L/h	3.2m	1 1/2inch	225x100x161mm ECO
XL-6500	AC230/115V	50/60Hz	50W	6500L/h	3.8m	1 1/2inch	225x100x161mm ECO
XL-8000	AC230/115V	50/60Hz	70W	8000L/h	4.2m	1 1/2inch	225x100x161mm ECO
XL-10000	AC230/115V	50/60Hz	85W	10000L/h	4.8m	1 1/2inch	225x100x161mm ECO

园艺泵 Pond Pump

适用于花园池塘的过滤系统，以及室内室外池塘水、喷泉过滤、喷泉。

Suitable for filtering system of garden pond, and indoor or outdoor's pumping, filtering and fountain.



特点:

1. 采用陶瓷轴，耐腐蚀，不生锈，淡水、海水均可使用。
2. 所有电机均采用树脂罩对于机壳内，防水性能好，绝缘强度高。
3. 水能高效回水电机，内置过滤器保护罩，安全可靠；可拆卸的转子叶轮结构，易于维护。
4. 组合式设计，易于拆装清洗。

FEATURE:

1. Ceramic shaft, non-corrosive, is suitable for fresh and sea water.
2. All the five parts are sealed into the chamber with good water proof and high insulation.
3. Permanent magnet and high efficiency asynchronous motor, with a overcurrent & overheat protector inside and the knock-down rotor-impeller structure is safe, reliable and easy to maintenance.
4. This design of combined structure is easy for disassemble and cleaning.



说明：喷泉组件为另购件，有多种款式供选择。
NOTE: The fountain kits need to be ordered separately. Various style available.

SPA-350A		SPA-750A		SPA-1000A		SPA-1500A		SPA-2000A		SPA-3000A		SPA-4000A		SPA-5000A		SPA-6000A	
Q	QMAX	Q	QMAX	Q	QMAX	Q	QMAX	Q	QMAX	Q	QMAX	Q	QMAX	Q	QMAX	Q	QMAX
0	350	0	750	0	1000	0	1500	0	2000	0	3000	0	4000	0	5000	0	6000
0.2	150	0.2	600	0.5	760	0.5	1100	0.5	1600	0.5	2300	0.5	3400	0.5	4800	0.5	5400
0.4	150	0.4	500	1.0	800	1.0	1000	1.0	1400	1.0	2200	1.0	2900	1.0	3700	1.0	4500
0.6	80	0.6	400	1.5	230	1.5	800	1.5	1200	1.5	2100	1.5	2200	1.5	2600	1.5	2900
0.8	0	1.0	140	1.5	0	2.0	500	2.0	1000	2.0	1700	2.0	1900	2.0	2000	2.0	2400
		1.5	0			2.5	0	2.5	700	2.5	1300	2.5	200	3.0	1000	4.0	700
						3.0	0	3.0	700	3.0	0	4.0	400	4.0	0	4.5	0
									3.5	0							



SPA-350A

SPA-750A
SPA-1000A

SPA-1500A

SPA-2000A
SPA-3000A
SPA-4000ASPA-5000A
SPA-6000A

型号MODEL	电压VOLT	频率FREQ	功率POWER	流量QMAX	扬程HMAX	出水口OUTLET	外形尺寸SIZE
SPA-350A	AC230/115V	50/60Hz	8W	350L/h	0.8m	Ø13mm	146x72x85mm
SPA-750A	AC230/115V	50/60Hz	12W	750L/h	1.5m	Ø13mm	201x96x114mm
SPA-1000A	AC230/115V	50/60Hz	16W	1000L/h	1.8m	Ø15mm	201x96x114mm
SPA-1500A	AC230/115V	50/60Hz	25W	1500L/h	2.5m	1/2inch	242x118x141mm
SPA-2000A	AC230/115V	50/60Hz	43W	2000L/h	3.0m	1/2inch	305x149x177mm
SPA-3000A	AC230/115V	50/60Hz	68W	3000L/h	3.5m	1/2inch	305x149x177mm
SPA-4000A	AC230/115V	50/60Hz	75W	4000L/h	3.0m	1/2inch	305x149x177mm
SPA-5000A	AC230/115V	50/60Hz	85W	5000L/h	4.5m	1/2inch	348x172x213mm
SPA-6000A	AC230/115V	50/60Hz	105W	6000L/h	5.2m	1/2inch	348x172x213mm



园艺泵 Pond Pump

适合于花园池塘的过滤系统，以及室内外水造瀑布、喷泉、过池、造景。
Suitable for filtering system of garden pond, and indoor or outdoor's purifying, filtering and fountain.



特点:


1. 采用最新的节能技术。
2. 多功能设计，一机多用，丰俭可求且耐用。
3. 设计新颖大方，结构紧凑，流量大，扬程高，耐腐蚀。
4. 丰俭可求陶瓷轴封，耐磨损，不生锈。
5. 泵壳有电击防护功能，适用于儿童，防止电击，耐高温。
6. 内置过热过流保护器，安全可靠；可拆卸的电机设计，易于维护。

FEATURE:

1. Use the latest technology for energy conservation.
2. Multi-function design, multi-usage. Suitable for land and inseparable use.
3. Modern compact, this pump is of large flow rate, high lift and corrosion-proof.
4. Wear-resistant ceramic shaft non-corrosion.
5. Electrical parts are all sealed in the result of the epoxy resin.
6. With internal excess current and overheating protection. It is safe and reliable.



说明：喷泉组件为另购件，有多种款式可供选择。
NOTE: The fountain kits need to be ordered separately. Various style available.



SPF-3500
SPF-5500
SPF-8000
SPF-10000
SPF-13000
SPF-16000
SPF-25000
SPF-28000
SPF-38000
SPF-48000



SPF-3500
SPF-5500
SPF-8000
SPF-10000



SPF-13000
SPF-16000



SPF-25000



SPF-28000
SPF-38000
SPF-48000

型号 MODEL	电压 VOLT	频率 FREQ	功率 POWER	流量 QMAX	扬程 HMAX	出水口 OUTLET	外形尺寸 SIZE
SPF-3500	AC230/115V	50/60Hz	35W	4800L/h	2.6m	1.1inch	270x130x170mm
SPF-5500	AC230/115V	50/60Hz	65W	6500L/h	3.5m	1.1inch	270x130x170mm
SPF-8000	AC230/115V	50/60Hz	95W	8500L/h	4.2m	1.1inch	270x130x170mm
SPF-10000	AC230/115V	50/60Hz	115W	10000L/h	4.5m	1.1inch	270x130x170mm
SPF-13000	AC230/115V	50/60Hz	130W	13000L/h	5.0m	1.1inch	319x121x166mm
SPF-16000	AC230/115V	50/60Hz	180W	16000L/h	5.5m	1.1inch	319x121x166mm
SPF-25000	AC230/115V	50/60Hz	630W	25000L/h	7.0m	2inch	380x136x169mm
SPF-28000	AC230/115V	50/60Hz	850W	26000L/h	8.0m	2inch	415x170x206mm
SPF-38000	AC230/115V	50/60Hz	900W	28000L/h	8.0m	2inch	415x170x206mm
SPF-48000	AC230/115V	50/60Hz	970W	30000L/h	8.0m	2inch	415x170x206mm



HJ-1101

HJ-3701

多功能潜水泵 MULTI-FUNCTION SUBMERSIBLE PUMP



超静音

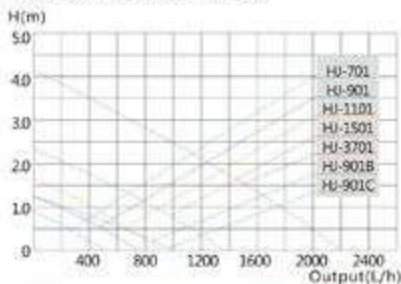


节能环保

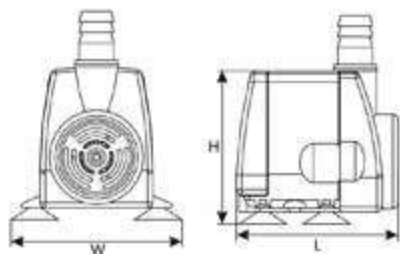


经久耐用

性能曲线表/FUNCTION CURVES



尺寸/SIZE



型号 Model	额定电压 Voltage	额定频率 Frequency	额定功率 Power	最大扬程 H-max	最大流量 Output	出水口 Hose Adapter	电源线长度 Cable length	重量 Weight	外形尺寸 Dimensions LxWxH
HJ-701	110V/220V/240V	50Hz/60Hz	8W	0.9m	500L/h	13mm	1.5m	0.4kg	70x71x70mm
HJ-901	110V/220V/240V	50Hz/60Hz	12W	1.35m	750L/h	13mm	1.5m	0.5kg	80x79x75mm
HJ-1101	110V/220V/240V	50Hz/60Hz	18W	1.65m	900L/h	15mm	1.5m	0.8kg	88x88x85mm
HJ-1501	110V/220V/240V	50Hz/60Hz	35W	2.4m	1350L/h	15mm	1.5m	1.4kg	105x126x110mm
HJ-3701	110V/220V/240V	50Hz/60Hz	100W	4.2m	2200L/h	20mm	1.5m	2.7kg	141x139x137mm
HJ-901B	110V/220V/240V	50Hz/60Hz	15W	1.3m	1000L/h	13mm	1.5m	0.4kg	96x73x108mm
HJ-901C	110V/220V/240V	50Hz/60Hz	15W	1.3m	1000L/h	13mm	1.5m	0.4kg	96x73x108mm



多功能潜水泵

MULTI-FUNCTION SUBMERSIBLE PUMP



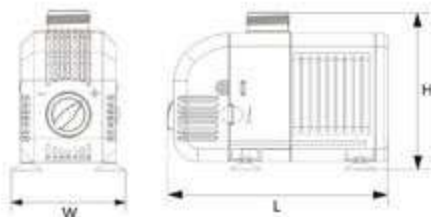
产品特点

- 外壳采用优质塑料制成，防腐，经久耐用。
- 电机采用独特的树脂灌封，绝缘性能好。
- 一机多用，可抽水、过滤、给氧及喷泉等。
- 采用高强度耐磁轴芯轴承，使用寿命长。

FEATURES

- HI pump body&casing are made of high quality plastic which is anti corrosive and highly durable.
- Pumps have excellent insulation thanks to the motor being completely sealed.
- Pumps combine pumping, filtration, oxygen and fountain in one.
- It uses high-strength wear-resistant shaft core, and long service life.

尺寸/SIZE



型号 Model	额定电压 Voltage	额定频率 Frequency	额定功率 Power	最大扬程 H-max	最大流量 Output	出水口 Hose Adapter	电源线长度 Cable length	重量 Weight	外形尺寸 Dimensions LxWxH
HI-500	110V/220V/240V	50Hz/60Hz	7W	0.9m	500L/h	13mm	1.5m	0.25kg	99x56x77.5mm
HI-600	110V/220V/240V	50Hz/60Hz	8W	1.3m	600L/h	13mm	1.5m	0.35kg	96x61x86mm
HI-1100	110V/220V/240V	50Hz/60Hz	20W	1.5m	900L/h	13/16mm	1.5m	0.5kg	124x64x95mm
HI-1500	110V/220V/240V	50Hz/60Hz	25W	1.8m	1500L/h	13/16/20mm	1.5m	0.65kg	130x69x95mm
HI-2200	110V/220V/240V	50Hz/60Hz	35W	2.0m	2000L/h	13/16/20mm	1.5m	0.9kg	139x75x106.5mm
HI-2500	110V/220V/240V	50Hz/60Hz	45W	2.7m	2500L/h	13/16/20mm	2.5m	1.0kg	139x75x106.5mm
HI-3000	110V/220V/240V	50Hz/60Hz	55W	3.0m	3000L/h	13/16/20mm	2.5m	1.3kg	166x85x118mm
HI-4500	110V/220V/240V	50Hz/60Hz	80W	3.8m	5000L/h	13/25/32mm	2.5m	2.3kg	191x119x129mm
HI-5500	110V/220V/240V	50Hz/60Hz	100W	4.0m	6000L/h	13/25/32mm	2.5m	2.3kg	191x119x129mm
HI-6000	110V/220V/240V	50Hz/60Hz	150W	5.0m	6800L/h	13/25/32mm	2.5m	2.4kg	191x119x129mm



多功能潜水泵 MULTI-FUNCTION SUBMERSIBLE PUMP



产品特点

- 采用高强度耐磨轴芯，高效节能，使用寿命长；
- 防水性好，绝缘强度高，使用安全可靠；
- 集抽水、喷泉、过滤多种功能于一身；
- 适用于水族箱、假山池塘等的水循环设备配套。

FEATURES

- It uses high-strength wear-resistant shaft core, has highly efficient energy-saving, and long service life;
- It has good waterproof, high dielectric strength; it is safe and reliable;
- It has various functions as pumping, filter and oxygen;
- Apply to aquariums, rocky pond water circulation device matching.



■ HI-531-HI-931

型号 Model	额定电压 Voltage	额定频率 Frequency	额定功率 Power	最大扬程 H-max	最大流量 Output	出水口 Hose Adapter	电源线长度 Cable length	重量 Weight	外形尺寸 Dimensions LxWxH
HI-111	110V/220V/240V	50Hz/60Hz	2W	0.45m	200L/h	8mm/13mm	1.5m	0.1kg	40x38x32mm
HI-211	110V/220V/240V	50Hz/60Hz	2W	0.45m	200L/h	8mm/13mm	1.5m	0.1kg	38x37x32mm
HI-311	110V/220V/240V	50Hz/60Hz	2W	0.6m	300L/h	8mm/13mm	1.5m	0.1kg	50x44x36mm
HI-411	110V/220V/240V	50Hz/60Hz	2W	0.6m	300L/h	8mm/13mm	1.5m	0.1kg	50x44x36mm
HI-611	110V/220V/240V	50Hz/60Hz	6W	0.9m	450L/h	12mm	1.5m	0.18kg	64x53x45mm
HI-531	110V/220V/240V	50Hz/60Hz	5W	0.6m	350L/h	11mm	1.5m	0.18kg	60x42x60mm
HI-731	110V/220V/240V	50Hz/60Hz	10W	0.9m	550L/h	13mm	1.5m	0.32kg	70x52x67mm
HI-931	110V/220V/240V	50Hz/60Hz	18W	1.3m	800L/h	13mm	1.5m	0.42kg	86x56x72mm



多功能潜水泵

MULTI-FUNCTION SUBMERSIBLE PUMP



超静音



多功能



长寿命

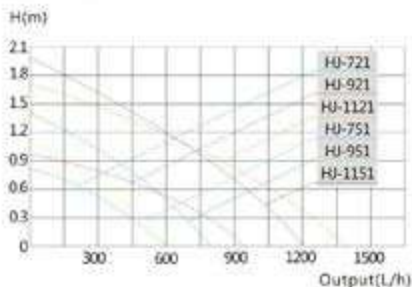
产品特点

- 采用高强度耐磨轴芯，高效节能，使用寿命长；
- 防水性好，绝缘强度高，使用安全可靠；
- 集抽水、曝氧、过滤多种功能于一身；
- 适用于水族箱、假山池塘等的水循环设备配套。

FEATURES

- It uses high-strength wear-resistant shaft core, has highly efficient energy-saving, and long service life.
- It has good waterproof, high dielectric strength, it is safe and reliable.
- It has various functions as pumping, filter and oxygen.
- Apply to aquariums, rockery pond water circulation device matching.

性能曲线表/FUNCTION CURVES



型号 Model	额定电压 Voltage	额定频率 Frequency	额定功率 Power	最大扬程 H-max	最大流量 Output	出水口 Hose Adapter	电源线长度 Cable length	重量 Weight	外形尺寸 Dimensions LxWxH
HI-721	110V/220V/240V	50Hz/60Hz	10W	0.8m	600L/h	13mm	1.5m	0.32kg	125x60x110mm
HI-921	110V/220V/240V	50Hz/60Hz	12W	0.95m	950L/h	13mm	1.5m	0.4kg	130x64x110mm
HI-1121	110V/220V/240V	50Hz/60Hz	18W	1.7m	1400L/h	13mm	1.5m	0.61kg	135x68x120mm
HI-751	110V/220V/240V	50Hz/60Hz	10W	1.1m	600L/h	16配扁式	1.5m	0.38kg	105x50x76mm
HI-951	110V/220V/240V	50Hz/60Hz	16W	1.4m	800L/h	16配扁式	1.5m	0.45kg	110x62x95mm
HI-1151	110V/220V/240V	50Hz/60Hz	22W	2.0m	1200L/h	16配扁式	1.5m	0.75kg	120x72x110mm



HW-302

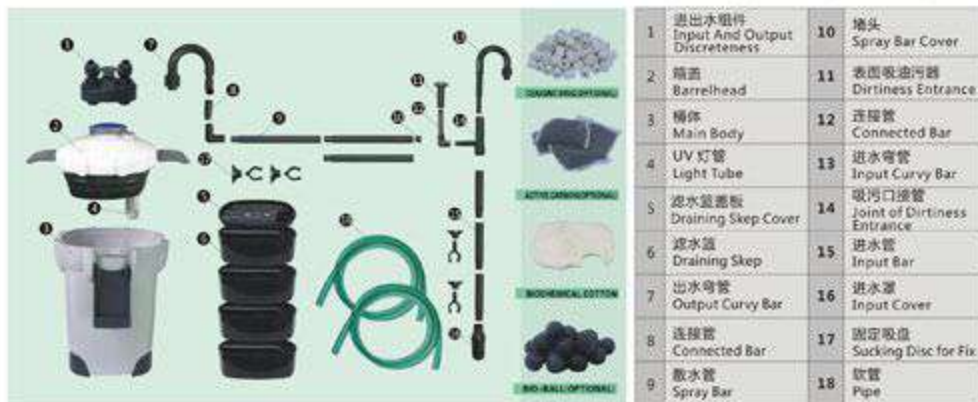


HW-303B

缸外过滤器 OUT SIDE FILTER

- 特点**
- 优质外置生化过滤器，内含4层过滤盘；
 - 适用于淡水海水水族箱及水草箱使用；
 - 内含紫外线杀菌灯，能有效杀灭病菌及藻类孢子。

- FEATURES**
- High quality external filter, with four draining skeps.
 - Apply for sea and fresh aquarium.
 - With UV lamp, kill the germs and algae effectively.




型号 Model	额定电压 Voltage	额定频率 Frequency	额定功率 Power	UV灯功率 UV Power	最大高度 H-max.	最大流量 Output	电源线长度 Cable length	重量 Weight	外部尺寸 Dimensions LxWxH
HW-302	110V/220V/240V	50Hz/60Hz	18W	/	1.4m	1000L/h	1.5m	3.5kg	232x232x395mm
HW-303A	110V/220V/240V	50Hz/60Hz	35W	/	2.0m	1400L/h	1.8m	4.5kg	258x258x430mm
HW-303B	110V/220V/240V	50Hz/60Hz	35W	5W/7W/9W	2.0m	1400L/h	1.8m	5.0kg	258x258x430mm
HW-304A	110V/220V/240V	50Hz/60Hz	55W	/	2.5m	2000L/h	1.8m	5.5kg	290x290x485mm
HW-304B	110V/220V/240V	50Hz/60Hz	55W	5W/7W/9W	2.5m	2000L/h	1.8m	6.0kg	290x290x485mm



HW-402A

HW-403B

缸外过滤器 OUT SIDE FILTER



1	进出水组件 Input And Output Discreteness	10	堵头 Spray Bar Cover
2	桶盖 Barrelhead	11	表面吸油网 Dirtiness Entrance
3	桶体 Main Body	12	连接器 Connected Bar
4	UV 灯管 Light Tube	13	进水弯管 Input Curvy Bar
5	滤水篮盖板 Draining Skep Cover	14	吸污口接管 Joint of Dirtiness Entrance
6	滤水篮 Draining Skep	15	进水管 Input Bar
7	出水弯管 Output Curvy Bar	16	进水管 Input Cover
8	连接器 Connected Bar	17	固定吸盘 Sucking Disc for Fix
9	喷水器 Spray Bar	18	软管 Pipe

型号 Model	额定电压 Voltage	额定频率 Frequency	额定功率 Power	UV灯功率 UV Power	最大扬程 H. max.	最大流量 Output	电源线长度 Cable length	重量 Weight	外形尺寸 Dimensions LxWxH
HW-402A	110V/220V/240V	50Hz/60Hz	18W	/	1.4m	1000L/h	1.8m	3.5kg	232x232x395mm
HW-402B	110V/220V/240V	50Hz/60Hz	18W	5W/7W/9W	1.4m	1000L/h	1.8m	3.5kg	232x232x395mm
HW-403A	110V/220V/240V	50Hz/60Hz	35W	/	2.0m	1400L/h	1.8m	4.5kg	258x258x430mm
HW-403B	110V/220V/240V	50Hz/60Hz	35W	5W/7W/9W	2.0m	1400L/h	1.8m	5.0kg	258x258x430mm
HW-404A	110V/220V/240V	50Hz/60Hz	55W	/	2.5m	2000L/h	1.8m	5.5kg	290x290x485mm
HW-404B	110V/220V/240V	50Hz/60Hz	55W	5W/7W/9W	2.5m	2000L/h	1.8m	6.0kg	290x290x485mm



多功能潜水泵 MULTI-FUNCTION SUBMERSIBLE PUMP



超静音



竹制杆



快维修

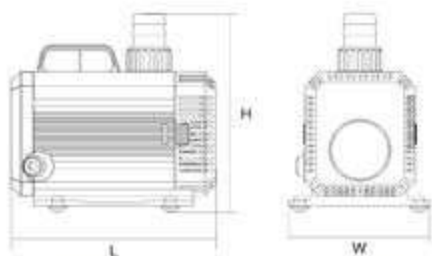
产品特点

- 采用高强度耐磨轴芯，高效节能；使用寿命长；
- 防水性好，绝缘强度高，使用安全可靠；
- 集抽水、喷泉等多种功能于一身；
- 适用于水族箱、池塘的水循环设备配套。

FEATURES

- It uses high-strength wear-resistant shaft core, has highly efficient energy-saving, and long service life;
- It has good waterproof, high dielectric strength; it is safe and reliable;
- You can use it as pumping and fountain;
- Apply to aquariums, ponds water recycling equipment matching.

尺寸/SIZE



备注:该尺寸图为HQB-2500-HQB-5500的产品尺寸图, HQB-2000/2200没有把手。

型号 Model	额定电压 Voltage	额定频率 Frequency	额定功率 Power	最大扬程 H-max	最大流量 Output	出水口 Pipe Adapter	电源线长度 Cable length	重量 Weight	外形尺寸 Dimensions LxWxH
HQB-2000	110V/220V/240V	50Hz/60Hz	24W	1.8m	1400L/h	18mm	3m	0.8kg	120x95x90mm
HQB-2200	110V/220V/240V	50Hz/60Hz	40W	2.3m	1900L/h	18mm	3m	1.2kg	135x105x115mm
HQB-2500	110V/220V/240V	50Hz/60Hz	55W	2.5m	2000L/h	22mm/27mm	3m	1.2kg	153x105x135mm
HQB-3000	110V/220V/240V	50Hz/60Hz	60W	3.0m	2500L/h	22mm/27mm	3m	1.6kg	153x105x135mm
HQB-3500	110V/220V/240V	50Hz/60Hz	85W	3.5m	3000L/h	22mm/27mm	3m	1.25kg	153x105x135mm
HQB-4500	110V/220V/240V	50Hz/60Hz	100W	4.0m	4500L/h	22mm/27mm	3m	2.7kg	175x112x133mm
HQB-5000	110V/220V/240V	50Hz/60Hz	150W	5.0m	5500L/h	25mm/30mm	3m	2.8kg	175x112x133mm
HQB-5500	110V/220V/240V	50Hz/60Hz	200W	5.5m	6800L/h	25mm/30mm	3m	4.0kg	200x140x160mm



JAP-18000

水陆两用泵 LAND AMPHIBIOUS PUMP



超静音



超耐用



超可靠

产品特点

- 外观流线型设计，结构合理，高效节能；
- 采用高强度耐磨轴芯，使用寿命长；
- 水陆两用，适用范围广；
- 集抽水、喷泉、过滤等多种功能。

FEATURES


- Streamline appearance design, reasonable structure, and high efficiency;
- It uses high-strength wear-resistant shaft core, has highly efficient energy-saving, and long service life;
- The function of amphibious can be suitable in a wide range.
- You can use it as pumping and fountain.



JAP-6000



JAP-8500



型号 Model	额定电压 Voltage	额定频率 Frequency	额定功率 Power	最大扬程 H-max	最大流量 Output	出水口 Hose Adapter	电缆线长度 Cable length	重量 Weight	外形尺寸 Dimensions LxWxH
JAP-6000	110V/220V/240V	50Hz/60Hz	140W	6.0m	6000L/h	1 1/2"	5m	3.5kg	355x125x145mm
JAP-7500	110V/220V/240V	50Hz/60Hz	140W	5.0m	7500L/h	1 1/2"	5m	3.5kg	355x125x145mm
JAP-8500	110V/220V/240V	50Hz/60Hz	230W	7.0m	8500L/h	1 1/2"	5m	5.0kg	375x130x153mm
JAP-10000	110V/220V/240V	50Hz/60Hz	230W	6.0m	10000L/h	1 1/2"	5m	5.0kg	375x130x153mm
JAP-13000	110V/220V/240V	50Hz/60Hz	400W	7.5m	13000L/h	3/4"-1"-1 1/4"-1 1/2"-1 3/4"mm	5m	5.5kg	400x140x165mm
JAP-15000	110V/220V/240V	50Hz/60Hz	420W	7.0m	15000L/h	3/4"-1"-1 1/4"-1 1/2"-1 3/4"mm	5m	5.5kg	400x140x165mm
JAP-18000	110V/220V/240V	50Hz/60Hz	420W	6.5m	18000L/h	3/4"-1"-1 1/4"-1 1/2"-1 3/4"mm	5m	5.5kg	400x140x165mm



■ JTP-1800-5800

直流变频水泵 FREQUENCY VARIATION PUMP



超静音



陶瓷轴



超长寿命


产品特点

- 设计新颖大方,采用变频技术;功率小、流量大、扬程高,超静音且可水陆两用;
- 采用陶瓷转轴,耐磨损,不生锈,使用寿命长;
- 淡、海水均可使用,且不含铜元素;
- 本产品实现免工具拆装,便于清洗;
- 出水口采用多级接管,适合多种管径连接;
- 有堵转保护功能(即叶轮卡死后会自动切断电源)。


FEATURES

- Novel design and generous, use the variable frequency technology, small power, large flow, high head, super mute and both sea and land.
- Use ceramic shaft, wear resistance, no rust, long service life.
- Both fresh and sea water, do not contain copper element.
- This product realize free tool demolition, easy to clean.
- The outlet realize multistage over, suitable for a variety of pipe diameter connection.
- The locked-rotor protection function (immediately cut off power after water leaf card dead).

尺寸/SIZE



性能曲线表/FUNCTION CURVES



型号 Model	额定电压 Voltage	额定频率 Frequency	额定功率 Power	最大扬程 H-max	最大流量 Output	进/水口高度H1 Inter height	电源线长度 Cable length	重量 Weight	外形尺寸 Dimensions LxWxH-H1
JTP-1800	DC 12V/24V 110V/240V	50/60Hz	11W	2.2m	1800L/h	54mm	2.5m	2kg	182x115x110mm-50mm
JTP-2800	DC 12V/24V 110V/240V	50/60Hz	18W	3.0m	2800L/h	54mm	2.5m	2kg	182x115x110mm-50mm
JTP-3800	DC 12V/24V 110V/240V	50/60Hz	25W	3.8m	3800L/h	54mm	2.5m	2kg	182x115x110mm-50mm
JTP-4800	DC 12V/24V 110V/240V	50/60Hz	32W	4.5m	4800L/h	54mm	2.5m	2kg	182x115x110mm-50mm
JTP-5800	DC 12V/24V 110V/240V	50/60Hz	38W	5.2m	5800L/h	54mm	2.5m	2kg	182x115x110mm-50mm



■ ITP-4000-6000

■ ITP-10000-16000

变频水泵 FREQUENCY VARIATION PUMP



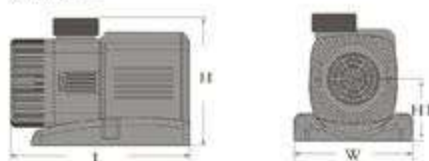
产品特点

- 设计新颖大方,采用变频技术;功率小,流量大,扬程高,超静音且可水陆两用;
- 采用陶瓷转轴,耐磨损,不生锈,使用寿命长;
- 淡、海水均可使用,且不含铜元素;
- 本产品实现免工具拆装,便于清洗;
- 出水口采用多级接管,适合多种管径连接;
- 有堵转保护功能(即水叶卡死后会马上自动切断电源)。


FEATURES

- Novel design and generous, use the variable frequency technology; small power, large flow, high head, super mute and both sea and land.
- Use ceramic shaft, wear resistance, no rust, long service life.
- Both fresh and sea water, do not contain copper element.
- This product realize free tool demolition easy to clean.
- The outlet realize multistage over, suitable for a variety of pipe diameter connection.
- The locked-rotor protection function (immediately cut off power after water leaf card dead).

尺寸/SIZE



性能曲线表/FUNCTION CURVES



型号 Model	额定电压 Voltage	额定频率 Frequency	额定功率 Power	最大扬程 H-max	最大流量 Output	进水口高度M1 Inter height	电源线长度 Cable length	重量 Weight	外形尺寸 Dimensions LxWxH-H1
JTP-4000	110V/220V/240V	50/60Hz	25W	3.2m	4000L/h	65mm	2.5m	2.5kg	186x123x137mm-50mm
JTP-5000	110V/220V/240V	50/60Hz	30W	3.6m	5000L/h	65mm	2.5m	2.5kg	186x123x137mm-50mm
JTP-6000	110V/220V/240V	50/60Hz	40W	4.0m	6000L/h	65mm	2.5m	2.5kg	186x123x137mm-50mm
JTP-7000	110V/220V/240V	50/60Hz	50W	4.4m	7000L/h	65mm	5m	2.5kg	186x123x137mm-50mm
JTP-8000	110V/220V/240V	50/60Hz	60W	4.8m	8000L/h	65mm	5m	2.5kg	186x123x137mm-50mm
JTP-9000	110V/220V/240V	50/60Hz	70W	5.2m	9000L/h	65mm	5m	2.5kg	186x123x137mm-50mm
JTP-10000	110V/220V/240V	50/60Hz	80W	6.0m	10000L/h	72mm	5m	3.5kg	228x142x138mm-50mm
JTP-12000	110V/220V/240V	50/60Hz	100W	6.5m	12000L/h	72mm	5m	3.5kg	228x142x138mm-50mm
JTP-14000	110V/220V/240V	50/60Hz	120W	7.0m	14000L/h	72mm	5m	3.5kg	228x142x138mm-50mm
JTP-16000	110V/220V/240V	50/60Hz	140W	7.5m	16000L/h	72mm	5m	3.5kg	228x142x138mm-50mm



HL-150-400

自吸循环水泵 SELF-CIRCULATION PUMP



拦砂器



透明盖



特博器

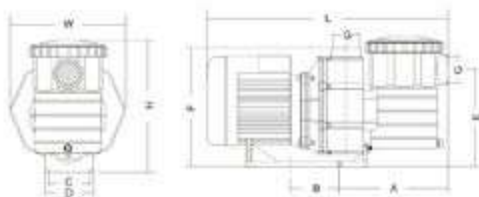
产品特点

- 按照水力学原理设计的泵体，噪音小，运行宁静。泵体、法兰、隔油罩的材料为玻纤充填GF/PP,叶轮的材料为玻璃纤维填充聚苯醚。
- 透明的砂水盖，便于判断是否需要清洗；容量大，大大减少了清洗工作。
- 高效率的导轮结构，提高了水泵性能，加快了注水速度且提高了能源效率。
- 2英寸的进出水口，配置电流过载保护器，确保持续工作。
- IP X4防护等级。

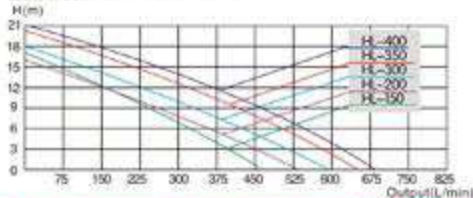
FEATURES

- With mechanics principle design, low noise. Pump, flange, strainer basket use GE/PP; impeller use glass fiber filling polyphenylene oxide.
- With transparent cover, easy to maintain.
- High efficiency guide roller, develop the flooding rate.
- With 2 inch outlet and insert, and electric current overloaded protector.
- IP X4 protection grade.

尺寸/SIZE



性能曲线表/FUNCTION CURVES



型号 Model	额定电压 Voltage	额定功率 Power kW / HP	流量 扬程 重量 Output H-max Weight	L	W	H	A	B	C	D	E	F	G	接口管径 Tube Diameter
HL-150	220V/380V/50Hz	1.1 1.5	460 17 18.4/18.2	610	275	335	287	148	95	118	252	301	G2	φ63/φ60mm
HL-200	220V/380V/50Hz	1.5 2.0	530 16 19.6/17.9	610	275	335	287	148	95	118	252	301	G2	φ63/φ60mm
HL-300	220V/380V/50Hz	2.2 3.0	585 18 21.7/19.5	610	275	335	287	148	95	118	252	301	G2	φ63/φ60mm
HL-350	220V/380V/50Hz	2.6 3.5	650 20 23.1/21.7	620	275	335	287	148	95	118	252	301	G2	φ63/φ60mm
HL-400	380V/50Hz	3.0 4.0	680 21 21.5	630	275	335	287	148	95	118	252	301	G2	φ63/φ60mm



新品

HLG-200-400

离心式水泵 CENTRIFUGAL PUMP

产品特点

- HLG/HLW系列离心式水泵按照水力学原理设计的泵体，噪声小，运行宁静。泵体、法兰、隔渣篮的材料为玻纤充填GF/PP，叶轮的材料为玻纤充填聚苯乙烯。
- 轴向入口和径向出口，整机结构紧凑。
- 透明的滤水篮，便于判断是否需要清洗，容量大。
- 电机为内冷式钢板电机和外冷式铝合金电机两种，电压为220V/50Hz, 380V/50Hz。

FEATURES

- HLG/HLW series of centrifugal pumps according to hydraulic principle of the pump design, noise, running quiet.
- Pump body and flange, The material of the slag basket is filled with GF/PP, and the material of the impeller is filled with polystyrene.
- Axial inlet and radial outlet, compact structure.
- Transparent filter basket, easy to determine whether the need for cleaning, large capacity.
- Motor have two models: inner cooling steel plate motor and outer cooling aluminum alloy motor. Voltage is 380V/50Hz or 220V/50Hz.

型号 Model	额定电压 Voltage	额定功率 Power	最大流量 Output	最大扬程 H-max	配用管径 Tube Diameter	外形尺寸 Dimensions LxWxH
HLG-200	220V/50Hz	1500W	29m ³ /h	16m	Φ63/Φ60	657x273x316mm
HLG-200	380V/50Hz	1500W	29m ³ /h	16m	Φ63/Φ60	657x273x316mm
HLG-300	220V/50Hz	2200W	32m ³ /h	18m	Φ63/Φ60	657x273x316mm
HLG-300	380V/50Hz	2200W	32m ³ /h	18m	Φ63/Φ60	657x273x316mm
HLG-400	380V/50Hz	3000W	35m ³ /h	20m	Φ63/Φ60	657x273x316mm
HLW-200	220V/50Hz	1500W	29m ³ /h	16m	Φ63/Φ60	605x273x316mm
HLW-200	380V/50Hz	1500W	29m ³ /h	16m	Φ63/Φ60	605x273x316mm
HLW-300	220V/50Hz	2200W	32m ³ /h	18m	Φ63/Φ60	605x273x316mm
HLW-300	380V/50Hz	2200W	32m ³ /h	18m	Φ63/Φ60	605x273x316mm
HLW-350	220V/50Hz	2600W	35m ³ /h	20m	Φ63/Φ60	625x273x316mm
HLW-350	380V/50Hz	2600W	35m ³ /h	20m	Φ63/Φ60	625x273x316mm
HLW-400	380V/50Hz	3000W	37m ³ /h	21m	Φ63/Φ60	625x273x316mm



HLW-200-400





变频鱼池泵 VARIATION PUMP



新品
系列

变频
系列

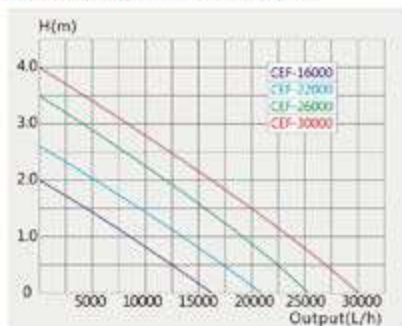
产品特点

- 变频技术，高效节能；
- 超大流量，适合于花园池塘和锦鱼塘的过滤系统；
- 抽吸尘粒直径达8mm；
- 采用耐磨陶瓷轴，寿命长；
- IC电子检测，无水自动断电保护技术；
- 堵转保护功能。

FEATURES

- Frequency variation technology, save energy;
- Large output, apply to pond;
- Dirt particlesize up to 8mm;
- Wear resistance ceramic shaft, long service life;
- IC electronic check out system, protect automatically;
- The locked-rotor protection function.

性能曲线表/FUNCTION CURVES



型号 Model	额定电压 Voltage	额定频率 Frequency	额定功率 Power	最大扬程 H-max	最大流量 Output	出水口 Hose Adapter	电源线长度 Cable length	外形尺寸 Dimensions LxWxH
CEF-16000	110V/220V/240V	50Hz/60Hz	75W	2.0m	16000L/h	φ75mm	10m	225x200x600mm
CEF-22000	110V/220V/240V	50Hz/60Hz	95W	2.6m	22000L/h	φ75mm	10m	225x200x600mm
CEF-26000	110V/220V/240V	50Hz/60Hz	135W	3.5m	26000L/h	φ110mm	10m	225x200x600mm
CEF-30000	110V/220V/240V	50Hz/60Hz	200W	4.0m	30000L/h	φ110mm	10m	225x200x600mm



立式变频泵 FREQUENCY VARIATION PUMP



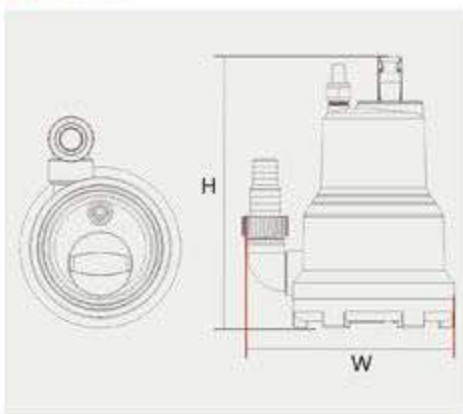
产品特点

- 此泵适用于海鲜养殖、花镜浇水、假山循环供水、游泳池排水和清洗；
- 设计新颖大方，采用六级直流变频电机，效能高，噪音低；
- 采用陶瓷转轴，耐腐蚀，不生锈，使用寿命长，淡水海水均可使用，且不含铜元素；
- 出水口采用多级接管，适合多种管径连接；
- 有无水停电功能和堵转保护功能（即叶轮卡死后会马上自动切断电源），能把水位抽到最低5mm，排水更彻底。

FEATURES

- Apply to water garden, pond, rocky and swimming pool;
- Novel design and generous, use the variable frequency technology; small power, large low, high head, super silence and amphibious;
- Use ceramic shaft, water resistance, no rust, long service life. Both fresh and sea water, don't contain copper element;
- The outlet realize multistage over, suitable for a variety of pipe diameter connection;
- The locked-rotor protection function (immediately cut off power after impeller jammed)
- After drawing water, it just leave 5mm depth, which makes drain completely.

尺寸/SIZE



型号 Model	额定电压 Voltage	额定频率 Frequency	额定功率 Power	最大扬程 H-max	最大流量 Output	出水口 Hose Adapter	电源线长度 Cable length	重量 Weight	W (mm)	H (mm)
CLP-5000	110V/220V/240V	50Hz/60Hz	30W	3.6m	5000L/h	$\frac{1}{2}''-1''-1\frac{1}{4}''$	5m	2.5kg	232	185
CLP-7000	110V/220V/240V	50Hz/60Hz	50W	4.4m	7000L/h	$\frac{3}{4}''-1''-1\frac{1}{4}''$	5m	2.5kg	232	185
CLP-9000	110V/220V/240V	50Hz/60Hz	70W	5.2m	9000L/h	$\frac{3}{4}''-1''-1\frac{1}{4}''$	5m	2.5kg	232	185
CLP-10000	110V/220V/240V	50Hz/60Hz	80W	6.0m	10000L/h	$1''-1\frac{1}{4}''-1\frac{1}{2}''-2''$	5m	5kg	250	222
CLP-16000	110V/220V/240V	50Hz/60Hz	140W	7.5m	16000L/h	$1''-1\frac{1}{2}''-1\frac{1}{2}''-2''$	10m	5kg	250	222



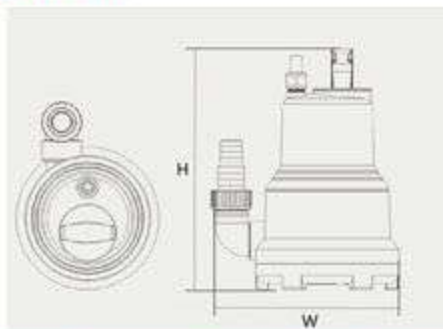
P style with float switch
P系列带浮球开关



园艺泵
POND PUMP



尺寸/SIZE



产品特点

- 转子采用特殊材料制成，启动容易，节能高效；
- 优质的陶瓷芯轴及轴套，耐磨，低噪音；
- 全封闭之防水电机设计，安全可靠；
- 采用新型高效异步电机节省能源50%；
- 用于海鲜蓄养，花园浇水，假山循环供水，游泳池排水和清洗；
- 最浅取水深度达到5mm，排水更彻底。

FEATURES

- The rotor is made of special material, easily-started and lowenergy consumption;
- High quality ceramic shaft and shaft locator, durable and low noise;
- Completely sealed and water-proof motor, safe and reliable;
- High performance standard asynchronous motor with new design, and energy saving up to 50% than before.
- Water garden, circulate water in rockery, supply and discharge water in swimming pool.
- After drawing water, it just leave 5mm depth, which makes drain completely.

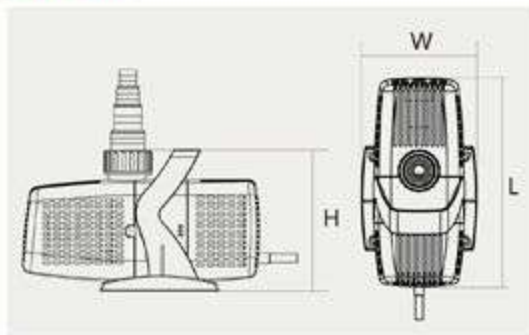
型号 Model	额定电压 Voltage	额定频率 frequency	额定功率 Power	最大扬程 H-max	最大流量 Output	出水口 Hose Adapter	电源线长度 Cable length	重量 Weight	H (mm)	W (mm)
CLB-4500	110V/220V/240V	50Hz/60Hz	80W	3.5m	4500L/h	$\frac{3}{4}''-1\frac{1}{4}''$	5m	2.5kg	232	185
CLB-5500	110V/220V/240V	50Hz/60Hz	110W	4.2m	5500L/h	$\frac{3}{4}''-1\frac{1}{4}''$	5m	2.5kg	232	185
CLB-6500	110V/220V/240V	50Hz/60Hz	145W	5.0m	6500L/h	$\frac{3}{4}''-1\frac{1}{4}''$	5m	2.5kg	232	185
CLB-8000	110V/220V/240V	50Hz/60Hz	175W	6.0m	6000L/h	$\frac{3}{4}''-1\frac{1}{4}''$	5m	2.5kg	232	185
CLB-12000/P	110V/220V/240V	50Hz/60Hz	260W	7.0m	12000L/h	1''-2''	10m	5.2kg	250	222
CLB-15000/P	110V/220V/240V	50Hz/60Hz	310W	8.0m	15000L/h	1''-2''	10m	5.2kg	250	222



园艺泵 POND PUMP



尺寸/SIZE



产品特点

- 采用新型高效异步电机，节能50%；
- 采用高强度耐磨轴芯，使用寿命长；
- 防水性好，绝缘强度高，使用安全可靠；
- 集抽水、喷泉、过滤等功能于一身；
- 适用于池塘的水循环设备配套。

FEATURES

- High performance standard asynchronous motor with new design, and energy saving up to 50% than before.
- High-strength ceramic shaft and wear, long service life.
- Good waterproof, high dielectric strength, safe and reliable.
- Multiple pump, to draw water, fountain and filtration.
- Apply to ponds, with water recycling equipment matching.

型号 Model	额定电压 Voltage	额定频率 Frequency	额定功率 Power	最大扬程 H-max	最大流量 Output	出水口 Hose Adapter	电源线长度 Cable length	重量 Weight	外形尺寸 Dimensions LxWxH
CQP-8000	110V/220V/240V	50Hz/60Hz	70W	3.2m	8000L/h	$\frac{3}{4}$ "-1 $\frac{1}{2}$ "	10m	3.3kg	275x152x165mm
CQP-9000	110V/220V/240V	50Hz/60Hz	95W	3.6m	9000L/h	$\frac{3}{4}$ "-1 $\frac{1}{2}$ "	10m	3.5kg	275x152x165mm
CQP-10000	110V/220V/240V	50Hz/60Hz	155W	5.0m	10000L/h	$\frac{3}{4}$ "-1 $\frac{1}{2}$ "	10m	3.7kg	275x152x165mm
CQP-13000	110V/220V/240V	50Hz/60Hz	180W	5.2m	13000L/h	1"-1 $\frac{1}{4}$ "-1 $\frac{1}{2}$ "	10m	5.0kg	305x170x180mm
CQP-15000	110V/220V/240V	50Hz/60Hz	215W	5.8m	15000L/h	1"-1 $\frac{1}{4}$ "-1 $\frac{1}{2}$ "	10m	5.0kg	305x170x180mm
CQP-18000	110V/220V/240V	50Hz/60Hz	315W	6.2m	18000L/h	1"-1 $\frac{1}{4}$ "-1 $\frac{1}{2}$ "	10m	5.0kg	305x170x180mm



■ CBF-1100

■ CBF-150



■ CBF-350B



池塘生化过滤器 POND BIO FILTER

专利号: ZL 200820120160.X

说明

- 本系列产品适用于花园池塘、锦鲤池。正确使用能有效改善水质，确保水质清澈健康。
- 整体式过滤系统，超细生物过滤，过滤效果显著，过滤容量大。
- 多室流水，模块式设计安装，清洗更方便。
- 超清洗的过滤结构设计，使维护更加方便。
- 可与CUV2系列紫外线杀菌灯配套，成为一套完整的过滤系统。

INSTRUCTIONS

- Products of this series are suitable for filtering garden pool and koi pool.
- Use correctly and the pool water will be purified effectively.
- Efficient purification-Ultraviolet sterilization before the filtration, purification more effective.
- The filtration structure is very easy to clean, which is more convenient to maintenance.
- It can be assembled with CUV-2 series, then to be a perfect filtration system.



杀菌灯另外购买
UV clarifier for option

■ CBF-350



■ CBF-350C

BIO FILTERS	CBF-150	CBF-1100	CBF-350	CBF-350B	CBF-350C
规格: (LxWxH) Dimension in mm	540x515x460	950x540x460	540x402x400	860x540x400	1280x540x400
最大流量: (L/h) Max flow-through(L/h)	8000	12000	8000	12000	12000
入水口 Inlet hose adapter	$\frac{3}{4}$ "- $1\frac{1}{2}$ "	$\frac{3}{4}$ "- $1\frac{1}{2}$ "	$\frac{3}{8}$ "- $1\frac{1}{2}$ "	$\frac{3}{4}$ "- $1\frac{1}{2}$ "	$\frac{3}{4}$ "- $1\frac{1}{2}$ "
出水口 Outlet hose adapter	70/50/38mm	70/50/38mm	70/50/38mm	70/50/38mm	70/50/38mm
适合养鱼的池塘 Suitable for ponds with fish	5m ³	25m ³	6m ³	30m ³	45m ³
适合养观赏鱼的池塘 Suitable for decorative ponds	10m ³	50m ³	12m ³	60m ³	90m ³
连接紫外线杀菌灯 Connection to UV	CUV-118	CUV-136	CUV-218/224	CUV-224/236	CUV-236



■ CBF-200T

NEW



配置3m波纹管
MATCH WITH
SPIRAL PIPE(3m)

配置CFP-2500水泵
MATCH WITH PUMP
CFP-2500

池塘生化过滤器 POND BIO FILTER

说明

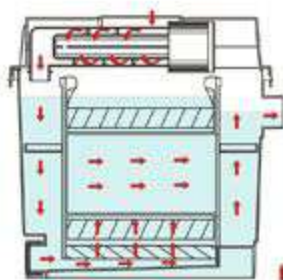
- 本系列产品适用于花园池塘、别墅池。正确使用能有效改善水质，确保水质清澈健康。
- 整体式过滤系统，超微生物过滤，过滤效果显著，过滤槽容量大，多室流水，模块化结构设计安装，清洁更方便。
- 超清洁的过滤结构设计，使维护更加方便。

INSTRUCTIONS

- Products of this series are suitable for filtering garden pool and koi pool. Use correctly and the pool water will be purified effectively.
- Efficient purification-Ultraviolet sterilization before the filtration purification more effective.
- The filtration structure is very easy to clean which is more convenient to maintenance.

BIO-FILTERS	CBF-200T
规格: (LxWxH) Dimension in mm	400x275x400
最大流量: (L/h) Max flow-through (L/h)	6000
入水口 Inlet hose adapter	$\frac{3}{4}''-1\frac{1}{4}''$
出水口 Outlet hose adapter	50mm
适合养鱼的水池 Suitable for ponds with fish	4m ³
适合装饰性水池 Suitable for decorative ponds	8m ³
紫外线功率: Power of UV-C	9W

与配套泵型号 The type of pump	CFP-2500
水泵额定电压 Voltage of pump	110V/220V/240V
水泵额定功率 Power of pump	45W
水泵最大扬程 H-max of pump	2.7m
水泵最大流量 Output of pump	2500L/h
水泵出水口 Hose adapter of pump	$1\frac{1}{4}''-1\frac{1}{2}''$
水泵电源线长度 Cable length of pump	5m
螺旋波纹管长度 Length of spiral pipe	3m



NEW

■ CBF-200

BIO-FILTERS	CBF-200	CBF-200A
规格: (LxWxH) Dimension in mm	400x275x400	400x275x400
最大流量: (L/h) Max flow-through (L/h)	6000	6000
入水口 Inlet hose adapter	$\frac{3}{4}''-1\frac{1}{4}''$	$\frac{3}{4}''-1\frac{1}{4}''$
出水口 Outlet hose adapter	50mm	50mm
适合养鱼的水池 Suitable for ponds with fish	4m ³	4m ³
适合装饰性水池 Suitable for decorative ponds	8m ³	8m ³
紫外线功率: Power of UV-C	9W	/

自吸循环水泵

SELF-CIRCULATION PUMP



超静音



性能好



绝缘佳

SUITABLE FOR FRESH & SALT WATER CIRCULATION, SAND FILTER



■ HLB-100



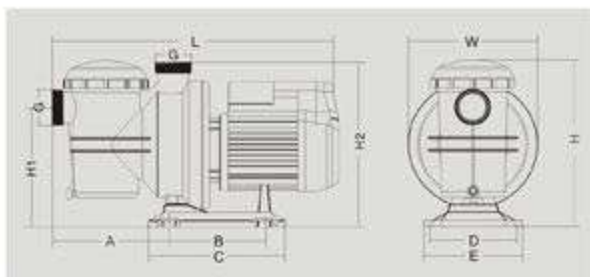
■ HLB-150



■ HLB-200



■ HLB-300



型号 Model	额定电压 Voltage	额定功率 Power KW	HP	流量 Qmax (L/min)	扬程 Hmax (m)	重量 Weight (kg)	L (mm)	W (mm)	H (mm)	A (mm)	B (mm)	C (mm)	D (mm)	E (mm)	H1 (mm)	H2 (mm)	G (mm)	配用管径 Tube Diameter
HLB-100	220V/50Hz	0.75	1.0	285	8	12.2	559	240	315	228	190	271	160	185	218	310	62 $\frac{1}{2}$	±50/±48.5mm
HLB-150	220V/50Hz	1.1	1.5	360	10	14.6	559	240	315	228	190	271	160	185	218	310	62 $\frac{1}{2}$	±50/±48.5mm
HLB-200	220V/50Hz	1.5	2.0	400	12	14.8	559	240	315	228	190	271	160	185	218	310	62 $\frac{1}{2}$	±50/±48.5mm
HLB-300	220V/50Hz	2.2	3.0	430	14	15.8	565	240	315	228	190	271	160	185	218	310	62 $\frac{1}{2}$	±50/±48.5mm

自吸循环水泵

SELF-CIRCULATION PUMP



超静音



性能好



绝缘佳

■ HL-150-HL-400

SUITABLE FOR FRESH & SALT WATER CIRCULATION, SAND FILTER



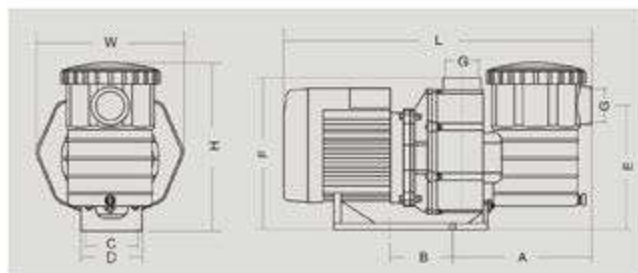
■ HL-150



■ HL-200



■ HL-300



■ HL-350

型号 Model	额定电压 Voltage	额定功率 Power KW HP	流量 Qmax (L/min)	扬程 Hmax (m)	重量 Weight (kg)	L (mm)	W (mm)	H (mm)	A (mm)	B (mm)	C (mm)	D (mm)	E (mm)	F (mm)	G (mm)	配用管径 Tube Diameter
HL-150	220V/380V/50Hz	1.1 1.5	460	17	18.4/18.2	610	275	335	287	148	95	118	252	301	G2	φ63/φ60mm
HL-200	220V/380V/50Hz	1.5 2.0	530	16	19.6/17.9	610	275	335	287	148	95	118	252	301	G2	φ63/φ60mm
HL-300	220V/380V/50Hz	2.2 3.0	585	16	21.7/19.5	610	275	335	287	148	95	118	252	301	G2	φ63/φ60mm
HL-350	220V/380V/50Hz	2.6 3.5	650	20	23.1/21.7	620	275	335	287	148	95	118	252	301	G2	φ63/φ60mm
HL-400	220V/380V/50Hz	3.0 4.0	680	21	21.5	630	275	335	287	148	95	118	252	301	G2	φ63/φ60mm

JSP R SERIES

省电
50%
耗电



变频水泵 FREQUENCY VARIATION PUMP

产品特点

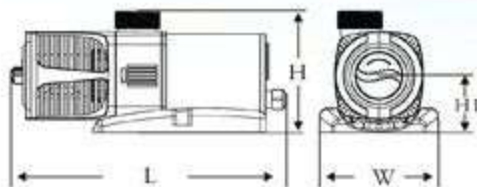
- 设计新颖大方，采用变频技术；功率小、流量大、扬程高，超静音且可水陆两用；
- 采用陶瓷转轴，耐磨损，不生锈，使用寿命长；
- 淡、海水均可使用，且不含铜元素；
- 本产品实现免工具拆装，便于清洗；
- 出水口采用多级接管，适合多种管径连接；
- 有堵转保护功能（即水叶卡死后会马上自动切断电源）。
- 采用多级转子，运转更平稳，更静音。

FEATURES


- Novel design and generous, use the variable frequency technology; small power, large flow, high head, super mute and both sea and land.
- Use ceramic shaft, wear resistance, no rust, long service life.
- Both fresh and sea water, do not contain copper element;
- This product realize free tool demolition, easy to clean.
- The outlet realize multistage over, suitable for a variety of pipe diameter connection.
- The locked-rotor protection function (immediately cut off power after water leaf card dead).
- Multi rotor, running more stable, more quiet.



尺寸/SIZE



性能曲线表/FUNCTION CURVES



型号 Model	额定电压 Voltage	额定频率 Frequency	额定功率 Power	最大扬程 H-max	最大流量 Output	进水管高度H1 Inter height	电源线长度 Cable length	重量 Weight	外形尺寸 Dimensions LxWxH
JSP-6000R	110V/220V/240V	50/60Hz	40W	4.0m	6000L/h	60mm	2.5m	2.5kg	280x125x130mm
JSP-7500R	110V/220V/240V	50/60Hz	55W	4.5m	7500L/h	60mm	2.5m	2.5kg	280x125x130mm
JSP-9000R	110V/220V/240V	50/60Hz	70W	5.0m	9000L/h	60mm	5m	2.5kg	280x125x130mm
JSP-10000R	110V/220V/240V	50/60Hz	85W	5.5m	10000L/h	60mm	5m	2.5kg	280x125x130mm

JTP+UV SERIES

省电
50%
节电



杀菌

变频

可调节经过UV灯的水流量

产品特点


- 高效节能的变频水泵与超强杀菌效果UV灯的完美组合；
- 紧凑的结构设计；
- 淡水两用，操作更简单，使用更方便；
- 可任意调节流量大小使过滤杀菌简单化；
- 适合高档龙鱼缸及池塘的配套使用。

FEATURES

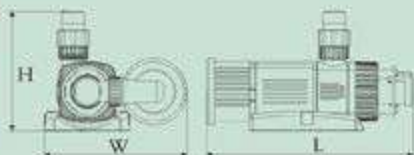
- High efficiency and energy saving of variable frequency pump and strong sterilization effect UV lamp of the perfect combination.
- Compact structure design.
- Both fresh and sea water, easier operation, more convenient to use.
- Can regulation flow to make the filtration sterilization maxing.
- Suitable for high-grade dragon fish tank and supporting the use of the pond.

变频水泵+UV组合 FREQUENCY VARIATION PUMP UV-C CLARIFYING

性能曲线表/FUNCTION CURVES



尺寸/SIZE



型号 Model	额定电压 Voltage	额定频率 Frequency	额定功率 Power	UV 灯功率	最大扬程 H-max	最大流量 Output	进水管高度H1 Inter height	电源线长度 Cable length	重量 Weight	外形尺寸 Dimensions LxWxH
JTP-1800+UV	110V/240V	50/60Hz	11W	9W	2.2m	1800L/h	54mm	1.15m	3.0kg	280x192x160mm
JTP-2800+UV	110V/240V	50/60Hz	18W	9W	3.0m	2800L/h	54mm	1.15m	3.0kg	280x192x160mm
JTP-3800+UV	110V/240V	50/60Hz	25W	9W	3.8m	3800L/h	54mm	1.15m	3.0kg	280x192x160mm
JTP-4800+UV	110V/240V	50/60Hz	32W	9W	4.5m	4800L/h	54mm	1.15m	3.0kg	280x192x160mm
JTP-5800+UV	110V/240V	50/60Hz	38W	9W	5.2m	5800L/h	54mm	1.15m	3.0kg	280x192x160mm